

SAGA+

FULL BODY
SERIES

800x3000mm
15mm Thickness

SAGA
NERO

SAGA
WHITE

SAGA
GREY

SAGA
BARLY

SAGA
BIANCO

SAGA
COCO

SHAPING THE FUTURE

Presenting the best quality slab that match your decors such as ventilated facades for table , work desk etc. we always fulfil the need of our customers by providing the extraordinary products.

SIZE
800X3000MM



TYPE
FULL BODY




SURFACE
GLOSSY & MATT



THICKNESS
15MM



COLOR
6



GLOSSY




MATT

FULL BODY
SERIES

SAGA+

EDGE PROFILE


This design has been beautifully crafted with particular attention paid to different types of edges which help to not only understand the design pattern of different areas but also satisfy the requirements of the perfect fitting.




Double Bevel




Crescent



Big Bevel



Small Bevel



Top Radius

Joint Possibilities



Birds beak



45° corner



Soft corner



FULL BODY SERIES

SAGA+ BIANCO

SIZE
800x
3000mm

● GLOSSY ▲ MATT

+ 15mm Thickness



scan or touch
for virtual



From ground-breaking slabs in sizes up to an amazing 800x3000, to 15 mm thickness OPEN surfaces, suited for any space.






FULL BODY SERIES

SAGA+ BARLY

SIZE
800x
3000mm

● GLOSSY ▲ MATT

+ 15mm Thickness



scan or touch
for virtual



From ground-breaking slabs in sizes up to an amazing 800x3000, to 15 mm thickness OPEN surfaces, suited for any space.



OFFICE
TABLE



STAIRCASE



TABLE
TOP



SHELVES



KITCHEN
COUNTER TOP



DINING
TABLE



DOOR / WINDOW
FRAME



LIVING
ROOM







FULL BODY SERIES




SAGA+ COCO

SIZE
800x
3000mm

● GLOSSY ▲ MATT

+ 15mm Thickness




scan or touch
for virtual



From ground-breaking slabs in sizes up to an amazing 800x3000, to 15 mm thickness OPEN surfaces, suited for any space.



- OFFICE TABLE
- STAIRCASE
- TABLE TOP
- SHELVES
- KITCHEN COUNTER TOP
- DINING TABLE
- DOOR / WINDOW FRAME
- LIVING ROOM




FULL BODY SERIES

SAGA+ GREY

SIZE
800x
3000mm

● GLOSSY ▲ MATT

+ 15mm Thickness



scan or touch
for virtual



From ground-breaking slabs in sizes up to an amazing 800x3000, to 15 mm thickness OPEN surfaces, suited for any space.



FULL BODY SERIES

SAGA+ NERO

SIZE
800x
3000mm

● GLOSSY ▲ MATT

+ 15mm Thickness



scan or touch
for virtual



From ground-breaking slabs in sizes up to an amazing 800x3000, to 15 mm thickness OPEN surfaces, suited for any space.



OFFICE TABLE



STAIRCASE



TABLE TOP



SHELVES



KITCHEN COUNTER TOP




DINING TABLE




DOOR / WINDOW FRAME



LIVING ROOM





- OFFICE TABLE
- STAIRCASE
- TABLE TOP
- SHELVES
- KITCHEN COUNTER TOP
- DINING TABLE
- DOOR / WINDOW FRAME
- LIVING ROOM


FULL BODY SERIES

SAGA+ WHITE

SIZE
800x
3000mm

● GLOSSY ▲ MATT

± 15mm Thickness



scan or touch
for virtual



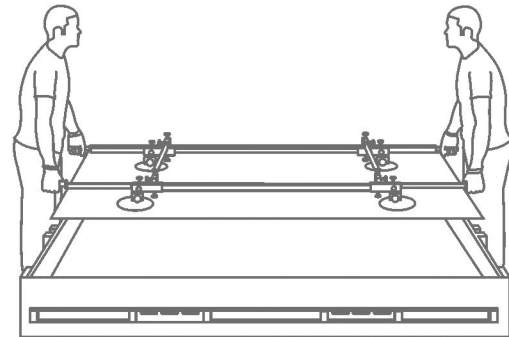
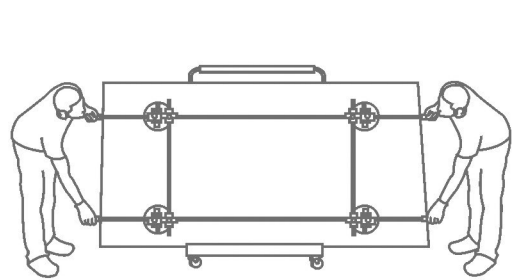
From ground-breaking slabs in sizes up to an amazing 800x3000, to 15 mm thickness OPEN surfaces, suited for any space.



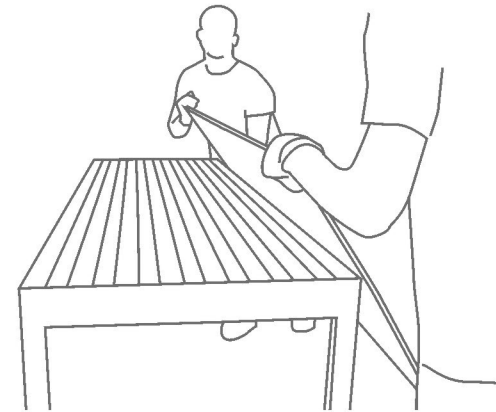
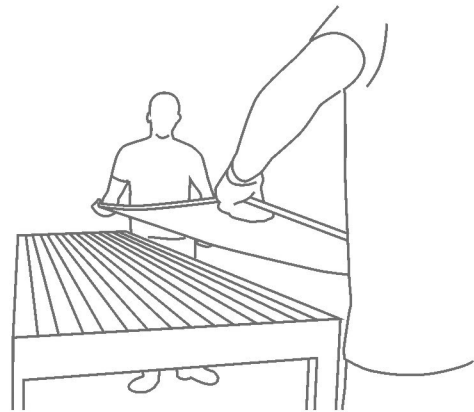
MANUALLY TRANSPORTING

Only for 1/4" Slabs

MOVING A IMMODERATE TILE



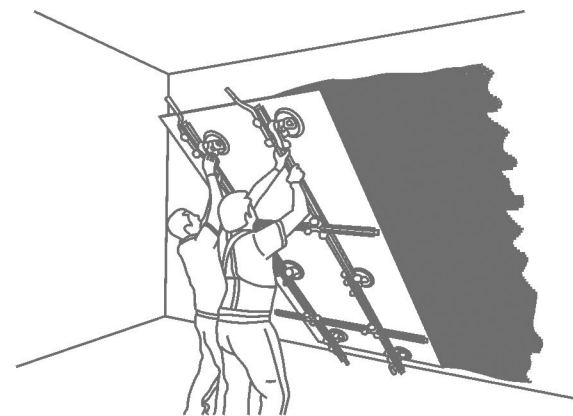
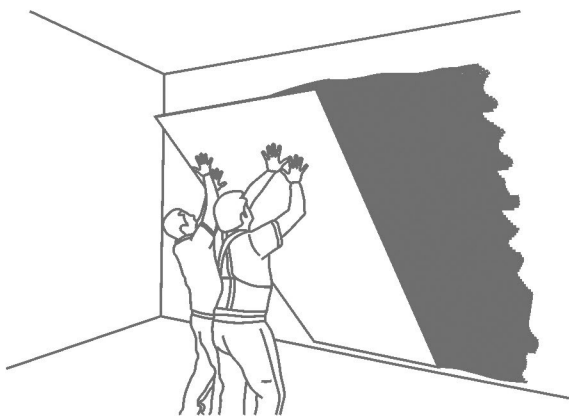
RAISING A IMMODERATE TILE ONTO A BENCH



✗ INCORRECT

✓ CORRECT

HANDLING IMMODERATE TILE FOR WALL





✗ INCORRECT

✓ CORRECT

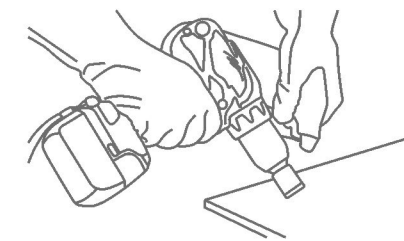

WORKING WITH THE VARIOUS VERSIONS OF

CUTTING WITH DIAMOND DISCS



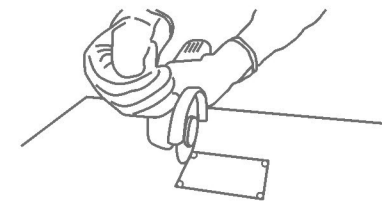
Our products can be cut using diamond discs fitted onto the hand-held electrical grinding machine. The speed of Disc rotation must be high (>10000 RPM) and should have a low feed rate (< 1 m/min). It may be required to cool the disc with water. Recommended discs are the thin types generally used for cutting porcelain stoneware. The surface should be kept on a FLAT base while cutting without any gap underneath

DRILLING



You can use cutting discs fitted to battery-operated screwdrivers or angle grinders, electrical drills as an alternative.

INTERNAL CUT / L-SHAPED CUT

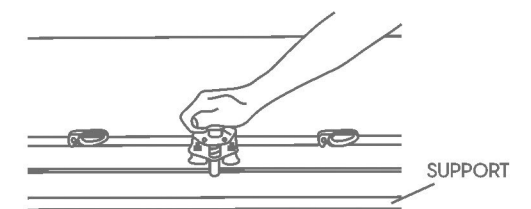
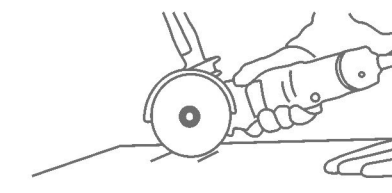


To get internal and L-shaped corners & to reduce the risk of breakage, round off the vertex of the internal corner using bits with a radius of at least 5mm. Then cut with diamond discs, be cautious to stop moving the cutting tool forward. To drill and cut using diamond discs, follow the instructions provided above.

When using these tools:

- Cool the point being drilled with water
- Don't put too much pressure and bear in mind the resistance of the type of laminated stoneware you are working on
- If you are using tungsten bits, start drilling at a low speed
- If you are using drills or screwdrivers, do not select hammering mode

EDGE-FINISHING



CLEANING & MAINTENANCE

Our products are non porous (due to their high quality raw materials, stringent production parameters and state of the art technology), hence any dust or deposited waste cannot penetrate the surface.

For most cases only a damp cloth is sufficient for cleaning.

Regular cleaning highlights the aesthetic features of the surface and gives it exceptional shine.

For highly aggressive cleaning caused by some common food and substances follow the table below.

TYPE OF STAIN	CHEMICAL PRODUCT	EXAMPLE
Grease	Alkaline - Solvent	Detergent
Oil	Solvent	Ammonia, Baking Soda
Ink	Oxidant - Solvent	Alcohol, Liquid Bleach, Nail Paint Remover
Rust	Acid	Hydrochloric Acid, Vinegar, Red Harpic
Lime	Acid	Descaling Reagent, Hydro Chloric Acid
Cement	Acid	Hydro Chloric Acid
Wine	Alkaline	Ammonia, Liquid Bleach
Coffee	Alkaline - Solvent	Ammonia, Liquid Bleach
Rubber	Solvent	Alcohol, Thinner
Plaster	Acid	Hydro Chloric Acid
Candle Wax	Solvent	Alcohol, Thinner
Iodine	Oxidant	Liquid Bleach
Blood	Oxidant	Liquid Bleach
Ice Cream	Alkaline	Liquid Bleach

Note: It is recommended that any kind of stain needs to get clean immediately / as soon as possible.

TECHNICAL SPECIFICATION

CHARACTERISTIC	STANDARD AS PER ISO-13006/2018 En14411 gr.bla	VALUE	TEST METHOD
Regulatory Properties			
Deviation in Length & Width	±0.5%	±0.2%	ISO 10545-2
Deviation in Thickness	±5%	±5%	ISO 10545-2
Straightness of Sides	±0.5%	±0.2%	ISO 10545-2
Rectangularity	±0.5%	±0.2%	ISO 10545-2
Surface Flatness	±0.5%	±0.3%	ISO 10545-2
Colour Difference	ΔE<1.00	ΔE<0.30	ISO 10545-16
Glossiness	As per Mfg.	As per Mfg.	Gloss Meter
Structural Properties			
Water Absorption	≤0.5 %	≤0.3 %	ISO 10545-3
Apparent Density	As Per Mfg.	>2.20 g/cc	ISO 10545-3
Massive Mechanical Properties			
Modulus of Repture	Min.35N/mm ²	Min.40N/mm ²	ISO 10545-4
Breaking Strength	Min. 1300 N	Min. 5000 N	ISO 10545-4
Impact Resistance	As per Mfg.	Min. 0.55	ISO 10545-4
Surface Mechanical Properties			
Surface Abrasion Resistance	As per Mfg.	Min. class 3	ISO 10545-7
Moh's Hardness	As per Mfg.	Min. class 4	BS EN 15771
Thermo Hygrometric Properties			
Frost Resistance	As Per Mfg.	Frost Proof	ISO 10545-12
Thermal Shock Resistance	Min. 10 Cycle	Min. 10 Cycle	ISO 10545-9
Moisture Expansion	Max. 0.6mm/m	Max. 0.02mm/m	ISO 10545-10
Thermal Expansion	Max. 9.0 x 10 ⁻⁶	Max. 6.0x10 ⁻⁶	ISO 10545-8
Chemical Properties			
Chemical Resistance	As Per Mfg.	No Damage	ISO 10545-13
Stain Resistance	Resistant	Resistant	ISO 10545-14
Safety Properties			
Slip Resistance	As per Mfg.	N. A.	DIN 51130
Fire Resistance	As per Mfg.	Fire Proof	N. A.

PACKING DETAILS

DIMENSION	No of PC's/Box	SQUARE FEET	WEIGHT (APPROX)
800x3000mm	1	25.83	82 Kgs

Take note :- Please follow the Company's guidelines for cutting and applying tiles. This will ensure quality and remarkable results.

SAGA+